

## FJ Tipper/Mixer 6x4 SPECIFICATIONS

Model	FJX3WK1R	
Crew	3(1+2)	
<b>DIMENSIONS mm</b>		
Wheelbase (A)	4,950	
Overall length (B)	7,160	
Overall width (C)	2,490	
Overall height, approx. (D)	2,975	
Tread (E)	front	2,040
	rear	1,804
<b>WEIGHTS kg</b>		
Kerb weight *	8,040	
Max. GVW	25,000	
<b>CALCULATED PERFORMANCE</b>		
Max. speed km/h	90	
Max. gradeability (tan $\theta$ )%	43.5(Crawler)	
<b>ENGINE</b>		
Model	6S20, 6.37-liter, 3-valve per Cyl.	
Type	4-stroke cycle, water cooled direct injection, turbocharged diesel engine	
Max. output	170kW/2,200rpm	
Max. torque	810Nm/1,200rpm to 1,600rpm	
Alternator	28V/80A	
<b>DRIVE LINE</b>		
Clutch	Hydraulic control, diaphragm spring, single dry plate with concentric slave cylinder (CSC)	
Transmission	9-speed manual transmission	
	gear ratios	9.48 - 6.64 - 4.82 - 3.67 - 2.59 - 1.81 - 1.32 - 1.00 - Crawler 14.57 - Rev: 13.86
Final reduction gear ratio	Full floating, topoid gears	
	ratio	4.778
<b>CHASSIS</b>		
Axle Capacity kg	front	6,000
	rear(1st+2nd)	19,000(10,200+8,800)
Tire	front	Single, 11.00-20, 16PR
	rear	Dual, 11.00-20, 16PR
Suspension	Front: parabolic Rear: semi-elliptic, bogie	
Brake	service	Full air, S-cam, dual circuit
	parking	Spring actuated, pneumatically operated with hand brake valve
	exhaust	Standard
Fuel tank capacity	250L	
Electrical system - batteries	2x12V, 120Ah	

\* Complete Cab chassis vehicle (without driver & rear body) with: ●Coolant ●Fuel tank filled with fuel of 90% of its capacity ●Spare wheel ●Standard tool kit ●Chocks  
●All liquids to ensure correct functioning of vehicle ●Warning triangle (if provided)

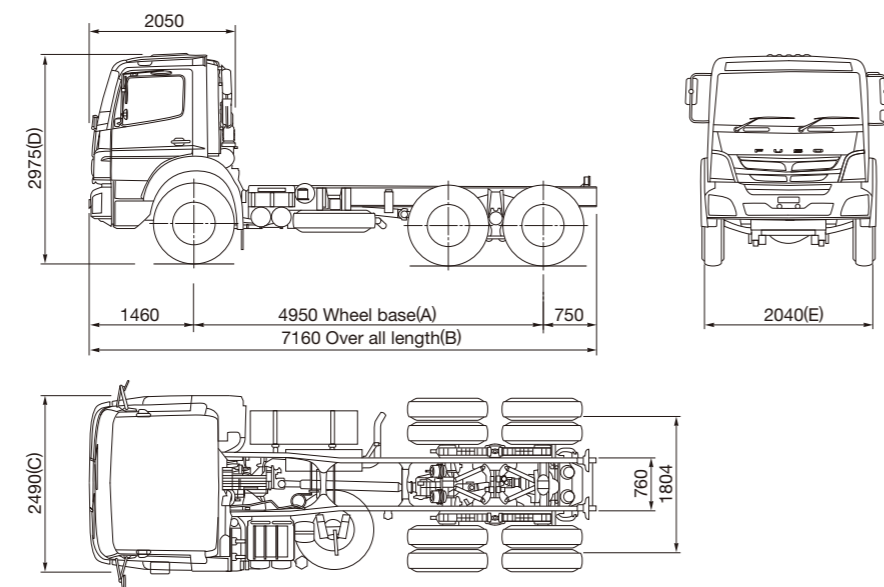
### COLOR VARIATION

Standard	Arctic White
Option	Portside Blue
	Bright Red
	Yellow
	Coral Orange

### OPTIONS

■ Air conditioning (HVAC)
■ Rear body 14&16m <sup>3</sup> BOX

### DRAWINGS (mm)



# FJ

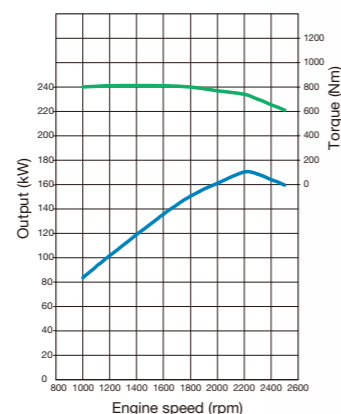




# Delivering Profit on Site



**6S20**  
DIESEL 6.373L  
170kW/2,200rpm  
810Nm/1,200-1,600rpm



## Powerful, Fuel-efficient Engine

The direct injection 170kW diesel engine combines high output and flat torque, while unit fuel injectors and higher boost pressure on the turbocharger ensure complete burning of fuel. In this fuel-efficient engine, oil-lubricated fuel pumps reduce wear, increasing engine durability.




## 9-Speed Transmission with Crawler Gear

The 9-speed transmission with crawler gear provides the flexibility required to negotiate complex terrain in off-road applications.

## Not Just for Driving, Power Take-Off (PTO)

Transmission power take-off to supply power to other equipment is a standard feature of FJ trucks designed for construction and mining applications.



## Comfortable Cabin Reduces Driver Fatigue

Three-way adjustable seats and tilt-and-telescoping steering wheel allow the driver to choose an optimum driving posture. The extended day cab includes a fold-down bunk where the driver can rest during breaks. The air blower (or optional air conditioning) and rear windows that open for ventilation or close to shut out noise also reduce driver fatigue.



## Suspensions with Enhanced Functionality

Multi-leaf rear suspensions have more and thicker leaves, for longer life and heavier loads.



## Anti-roll Bars for Greater Safety

Anti-roll bars increase vehicle stability. Both front and rear anti-roll bars are standard equipment of FJ trucks for construction and mining applications.

## Extra Rugged for Longer Life and Heavier Loads

The thicker, deeper long members in the FJ chassis are designed to last longer and support heavier loads. The longer, thicker bulges in the cross members add additional strength. Both are shot-peened and powder coated to increase surface strength and prevent corrosion.

## Differential Lock Prevents Getting Bugged Down

The differential lock that overcomes one-wheel spinning and makes trucks easier to operate in slushy or bogged down conditions is standard equipment.